

AVANTE[®] collection



Model Shown: AVI with Anodized Clear Aluminum Frame and Frosted Glass



INSTALLED RETAIL PRICING




Contents:

Panel and Window Specifications	A1–A2
Product Information	A3
Maintenance and Care Instructions	A5
Warranty	A6

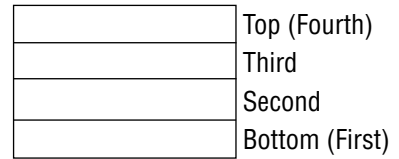
AVANTE® collection

SECTION CONFIGURATIONS

6' high doors
have 3 sections

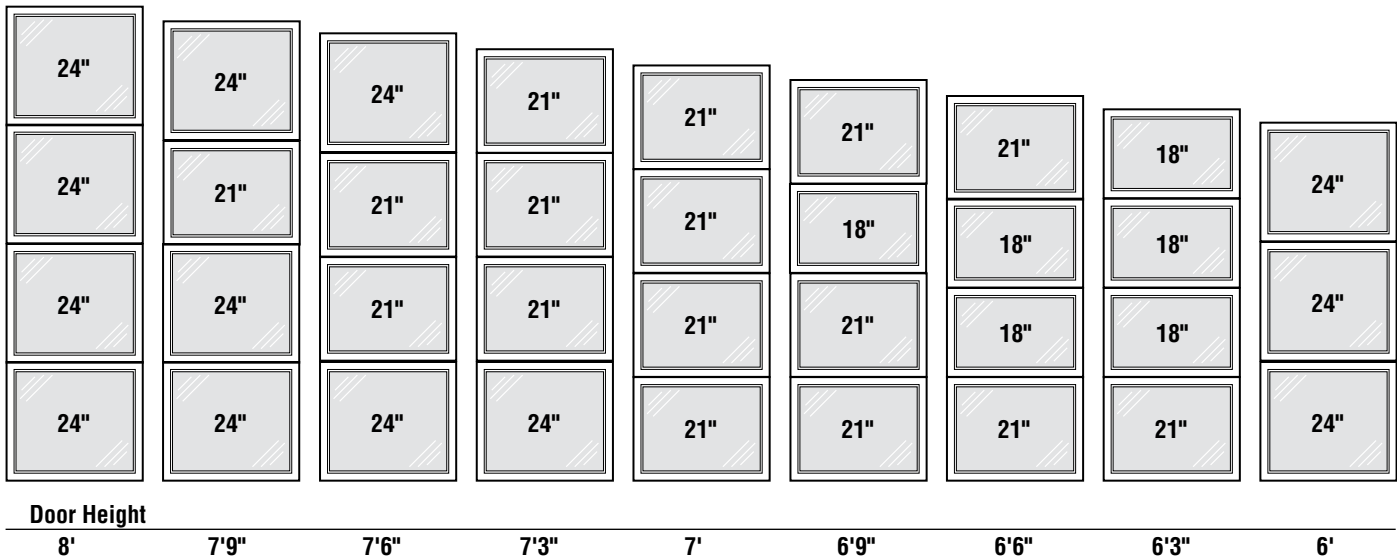


6'3" – 8' high doors
have 4 sections



HEIGHT EXAMPLES

Avante® door heights are determined by using a combination of 18", 21" or 24" section heights. The illustrations below show the required section height combinations to arrive at a specific door height.



STRUT SCHEDULE

Up to 8' High – Aluminum Angle per section

Glazing Type	Door Width				
	Up to 11'2"	11'4" to 12'2"	12'4" to 14'2"	14'4" to 16'2"	16'4" to 20'
AV	none	none	(1) 1-1/4"	(1) 1-1/4"	(1) 2"
AVI	none	(1) 1-1/4"	(1) 1-1/4"	(1) 2"	n/a

STANDARD HEADROOM REQUIREMENTS

Standard Headroom Requirements

Extension Springs		Torsion Springs	
Track Radius	Headroom Needed*	Track Radius	Headroom Needed*
12"	10"	12"	12"
15"	12"	15"	14"

* Add 3" for automatic garage door opener.

AVANTE[®] collection

The illustrations below show the number of solid panels or windows across for specific door widths. For example, a 10' wide, non-insulated glass door has 3 lites across.


DOOR HEIGHTS

Up to 7' high

7'3" to 8' high

No. Panels or Window Lites Across


2



Door Widths

up to 9'2"


2



up to 9'2"

No. Panels or Window Lites Across


3



Door Widths

9'4" to 13'2"


3



9'4" to 13'2"

No. Panels or Window Lites Across


4



Door Widths

13'4" to 16'2"


4



13'4" to 16'2"

No. Panels or Window Lites Across


5



Door Widths

16'4" to 20'

5



16'4" to 20'


WIDTH OPTIONS

Model AV available from 6' to 20', in 2" increments

Model AVI available from 6' to 16'2", in 2" increments


AVANTE® collection

2" ALUMINUM FULL VIEW GARAGE DOORS



Shown: AVI with Insulated Frosted Glass

DURABLE CONSTRUCTION



PRODUCT SPECIFICATIONS

- 2½" thick, virtually maintenance-free, long-lasting aluminum frame. Model AV available with acrylic or non-insulated ½" tempered glass or solid aluminum panel options. Model AVI available with insulated tempered glass, non-insulated ¼" mirrored or white laminate tempered glass options.
- Steel ball bearing rollers for durable, smooth, long-lasting performance.
- Commercial bottom and top brackets.
- Tongue-and-groove joints and bottom weatherseal in a rust-proof aluminum retainer helps seal out the elements.
- 15" radius track for normal installations, 12" optional.
- Galvanized torsion springs standard on all doors.
- Interior slide bolt standard, no exterior locking available.

STYLE AND FINISH

- Finish may be powder coated to complement any home's exterior (additional cost).
 - Frames come standard in Clear Anodized or painted Standard White or Chocolate. Optional Anodized Bronze or Dark Bronze (additional cost).
 - Color-matched aluminum lift handle and step plate.
 - Glass/panel options are Acrylic (Model AV only) or tempered: Frosted, Obscure, Gray or Bronze; Insulated tempered: Obscure, Tinted Gray, Tinted Bronze, Frosted or Aluminum or ¼" Non-Insulated tempered Mirrored or White Laminated panels.
 - All glass is acrylic or tempered. Available in single pane (Model AV) or insulated (Model AVI).
- NOTE:** Non-Insulated ¼" Mirrored or White Laminate is available on Model AVI only.

SIZES

- Model AV door widths available in 2" increments from 6' to 20' wide.
- Model AVI door widths available in 2" increments from 6' to 16'2" wide.
- Door heights available in 3" increments from 6' to 12" high.

SPECIAL NOTES

- For doors sold through Home Depot's Expert Installation Program, the springing systems may vary by market.
- ¾ HP garage door opener is recommended (minimum ½ HP required).

STANDARD HEADROOM REQUIREMENTS

Extension Springs		Torsion Springs	
Track Radius	Headroom Needed*	Track Radius	Headroom Needed*
12"	10"	12"	12"
15"	12"	15"	14"

* Add 3" for automatic garage door opener.

MODELS



AV (Non-Insulated)




AVI (Insulated)

FRAME / HANDLE COLORS



Due to the anodizing process, color variation may occur. The use of "Bronze (Painted)" is recommended for a more consistent bronze finish color. Custom colors available.

GLASS / PANEL OPTIONS



Glass available in single pane or insulated. White laminated and mirrored glass not available insulated. Panels can be aluminum to match the aluminum frame. Glass/acrylic panels may be combined with aluminum panels. Custom glass and colors available. Acrylic windows require special cleaning. Never use products that contain ammonia or petroleum products to clean acrylic. Please visit clopaydoor.com/acrylic for complete details.

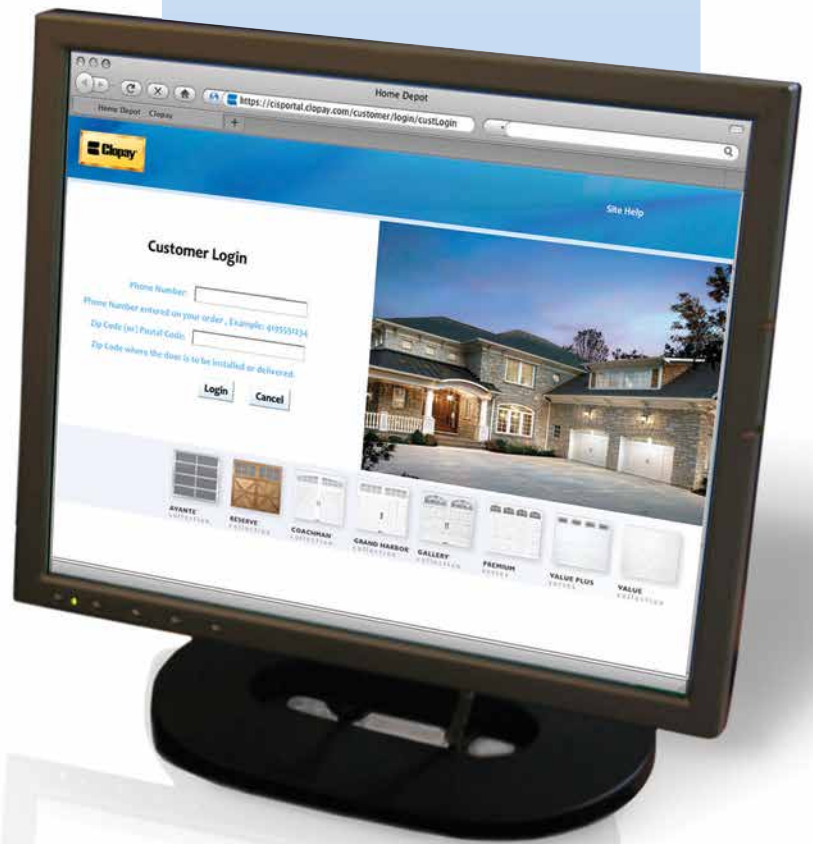
*Glass is tempered.

WARRANTIES



AVANTE[®]
collection

AVANTE[®] collection



AVAILABLE INSTALLED ONLY.
Please use the Clopay Configurator
to price out a door.

AVANTE® collection

PAINTING YOUR DOOR

PAINT: Your garage door can be painted with a high quality, 100% acrylic latex (flat, satin, or semigloss) exterior grade paint.

NOTE: Do not use oil-based paint. Using oil-based paint will void the warranty on the door.

CLEANING: Before painting your door, it must be free of dirt, oils, chalk, waxes and mildew. The preprinted surfaces can be cleaned of dirt, oils, chalk and mildew with a diluted solution of trisodium phosphate. Trisodium phosphate is available over the counter at most stores under the name SOILAX, in many laundry detergents without fabric softener additives, and in some general purpose content. Check the label for trisodium phosphate content. The recommended concentration is 1/3 cup of powder to 1 1/2 to 2 gallons of water. After washing the door, always rinse well with clear water and allow to dry. If the door has ever been waxed, the wax must be removed before painting. Doors are not waxed during the manufacturing process. The wax can be removed by wiping door surface with a rag saturated with xylene (Xylo), available at most paint or hardware stores. Wiping should be done at moderate pressure and xylene must not be allowed to sit on the door for an extended time. Damage to your door's paint system can occur if overexposed to this or other solvents.

CAUTION: Safety instructions on the solvent's container must be followed. After dewaxing the door, clean with trisodium phosphate, as stated previously.

NOTE: Sanding should be done only to damaged areas where bare metal has been exposed. Refer to the "Paint Repair" section of these instructions.

PAINT REPAIR: Should your door's paint finish become damaged, exposing the bare metal, it will become necessary to repair. The damaged area should be lightly sanded with a medium to fine sandpaper making sure to remove all visible rust. Wipe this area with a dry, clean rag. Coat the sanded area with a high quality, water-based primer labeled for use on aluminum surfaces. Once the primer is applied, wait the time specified on the primer's instructions before finish painting your door.

PAINT: Your garage door can be painted with a high quality, 100% acrylic latex (flat, satin, or semigloss) exterior grade paint. Since all paints are not created equal, the following test needs to be performed: paint should be applied on a small area of the door (following the instructions on the paint container), allowed to dry, and evaluated prior to painting the entire door. Paint defects to look for are blistering and peeling. An additional test is to apply a strip of masking tape over the painted area and peel back, checking to see that the paint adheres to the door and not to the tape. After satisfactorily testing a paint, follow the directions on the container and apply to the door. Be sure to allow adequate drying time should you wish to apply a second coat.

NOTE: Do not apply paint when door surface temperature is different from manufacturer's suggested temperature range for application.

CLEANING THE DOOR

In order to prevent damage caused by foreign matter adhering to the door, the door should be cleaned at least twice a year (normal environments) or 4 times a year (coastal environments). The door may need to be cleaned more frequently if road salt accumulates in a winter climate. The door should be wiped down with a mild household detergent and rinsed with clean water.

NOTE: Be sure to clean behind stop molding on the side and top of door.

WAXING THE DOOR (Coastal and Harsh Environments) For coastal and harsh environments, it will be necessary to wax the front side of the door following installation. Select a good quality car wax and apply according to wax manufacturer's instructions. Wax should be applied at least twice a year, immediately after cleaning (see cleaning instructions above).

GLASS AND ACRYLIC WINDOWS CLEANING AND CARE INSTRUCTIONS

Clean with a mild solution of a dishwashing detergent and a soft cloth. After cleaning, rinse thoroughly. DO NOT use any ammoniated, abrasive, or solvent-based cleaners of any kind.

NOTE: Minor scratches or scuffs are not considered defects and will not be covered under window warranty.

ANNUAL MAINTENANCE

- 1) Lubricate all moving parts of the door with light household oil, including:
 - A. Lift cables at the bottom bracket button.
 - B. Bearing of the sheaves.
 - C. Lock hardware where surfaces turn or slide.
 - D. Full length of torsion spring to reduce friction between coils.
 - E. Steel rollers.
- 2) Check for loose or bent hinges.
 - A. Tighten screws on loose hinges.
 - B. Straighten or replace bent hinges.

CAUTION: To replace bent hinge(s) or broken roller(s):

Door must be locked and in the down position.

No more than one hinge is to be removed from the door at any given time.

- 3) Check roller for broken wheels, bent shafts, or worn-out bearings.
- 4) Check the door and track supports for loose or missing bolts, screws, etc. Be careful not to overtighten.
- 5) Check for bent track. If bent, call an authorized professional dealer.
- 6) Repairs to torsion spring hardware, including springs, cables and bottom brackets, should be made by a qualified door technician or a mechanically experienced person with proper tools and instructions.

GLASS REPLACEMENT

IMPORTANT: Do not try to replace glass yourself. If glass should need replacement, please contact an authorized professional dealer. For the location of the authorized professional dealer, please write or call:

Clopay Building Products Consumer Services Dept.
1400 West Market Street, Troy, OH 45373, USA

Call Toll Free: 1-800-225-6729

Hours of Operation (ET):
Monday – Friday, 8:30 a.m. – 7 p.m.
Saturday, 8:30 a.m. – 5 p.m.

REPLACEMENT PARTS

Replacement parts are available from an authorized professional dealer or a building supply retailer. When ordering repair parts, always provide the following: part name, model number, and door width and door height (W x H). For the location of the authorized professional dealer or a building supply retailer nearest you, please write or call:

Clopay Building Products Consumer Services Dept.
1400 West Market Street, Troy, OH 45373, USA

Call Toll Free: 1-800-225-6729

Hours of Operation (ET):
Monday – Friday, 8:30 a.m. – 7 p.m.
Saturday, 8:30 a.m. – 5 p.m.

LIMITED WARRANTY

ALUMINUM GARAGE DOORS

Subject to the terms of this Limited Warranty ("Warranty") and any warranty policies and procedures in effect at the time a notice of a claim is received, Clopay Building Products ("Clopay", "we", or "our") will repair or replace (at our sole discretion) any garage door sections/section components, hardware, or springs/spring components (collectively, "Replacement Parts") that we determine to be defective in material or workmanship so long as timely written notice is provided within the applicable limited warranty periods provided below. This Warranty shall apply and benefit only the original purchase of a Clopay garage door product and is non-transferable, and does not apply to decorative hardware or to any commercial, industrial or other non-residential application/installation.

The warranty period begins from the date of delivery or installation, up to a maximum of one (1) year from the date of purchase. Proof of purchase is required. Once we have verified any defect(s) with your product through persons authorized by Clopay, we will provide – at no cost to you – Replacement Parts to the extent necessary to repair or replace any such defective sections, hardware, or springs/spring components. We reserve the right to inspect and/or verify any claimed defect, as well as the right to replace product(s) with a similar or like product, all within the sole discretion of Clopay. All labor costs associated with any warranty claim (including removal, reinstallation, installation, and/or finishing) will be your responsibility.

The applicable Warranty periods are as follows:

MODEL NUMBER	PAINT FINISH	SECTIONS/ DELAMINATION	WINDOWS	HARDWARE
AV, AVI	Single Family* – 5 Years Other** – 1 Year Color Blast® – 5 Years	3 Years	5 Years (insulated glass)	3 Years

Terms and limitations of the limited warranty are further detailed below:

* Applies to residential single family installations.

** "Other" refers to all other residential installations (including installations on facilities owned in common by condominium associations or similar organizations).

ADDITIONAL INFORMATION REGARDING YOUR WARRANTY

Clopay warrants the sections of the Models listed above against the paint finish cracking, checking or peeling (i.e. losing adhesion). We warrant our rust prevention system against rust through perforation(s) caused by corrosion originating at the steel layer. Failure to properly clean and maintain your door (particularly in, but not limited to, high-salt or acidic environments) or damage to the door such as scratching, may result in surface rust, a coating that forms on the surface when exposed to moisture, which – if left untreated – may result in loss of warranty coverage. Surface rust is not covered under this warranty. For more information about our rust prevention system and how to care for your door visit: info.garagedoors.com/maintenance.

Insulated windows are warranted for five (5) years for material obstruction of vision resulting from film formation or dust or moisture collection between the interior surface of the insulating glass. No warranty is available for single pane glass. No warranty is available for decorative hardware.

EXCLUSIONS TO COVERAGE

This warranty shall not extend to damages or defects caused by any of the following:

Paint or Stain Not Applied per Manufacturer Specifications after Delivery of Door	Failure to Follow All Installation Instructions	Failure to Follow Maintenance Instructions	Faulty or Defective Installation(s)
Fire	Radiation (UV or Other)	Foreign Substances	Accident or Casualty
Harmful Fumes	Vandalism	Act(s) of God	Physical Damage
Salt Spray or Exposure	Normal Wear and Tear	Chemical Action	Abrasive Materials
Operation Beyond Rated Capacity	Improper Use or Abuse	Improper Installation or Handling	Exposure to Coastal Weather Conditions
Alteration, Modification or Use of Non-OEM/ Clopay-Approved Parts or Products	Other Painted Parts Not Part of a Door Section (such as stop mold)	Normal Fading or Discoloration from Usage, Age or UV Exposure	Thermal bow as described in DASMA Technical Data Sheet 185 www.dasma.com

If you make any repair or alteration without first providing notice to and receiving authorization from us, or use any parts, accessories, or attachments other than authorized by Clopay for use in its products, you will be solely responsible for any such repairs or parts and you may void this Warranty. Routine maintenance and related items, as well as minor adjustments or damage caused by your installer either during delivery or installation, are excluded from this Warranty. For purposes of this Warranty, minor scratches will not be considered a defect.

If you would like to submit a Warranty claim, notify Clopay Customer Service promptly after discovery of the defect by sending an email to BPCwarranty@clopay.com or calling 800-225-6729. Please be prepared to send us a proof of purchase and complete description with photographs of any issues. YOU MUST REPORT ANY MANUFACTURING DEFECTS THAT ARE IMMEDIATELY OBVIOUS OR VISIBLE AT THE TIME OF INSTALLATION (SUCH AS INCORRECT OR INCONSISTENT PAINT COLOR, MANUFACTURING DEFECTS (E.G. SURFACE CONTAMINANT(S) OR SMUDGES), VISIBLE PHYSICAL DAMAGE, OR MAJOR SCRATCHES) WITHIN FORTY FIVE (45) DAYS FROM DELIVERY OR YOUR CLAIM MAY BE BARRED. Additional copies of our installation and maintenance instructions may be obtained by calling 800-225-6729.

UNDER NO CIRCUMSTANCES SHALL WE BE LIABLE FOR ANY CONSEQUENTIAL OR SPECIAL DAMAGES WHICH ANY PERSON OR ENTITY MAY INCUR OR CLAIM TO INCUR AS A RESULT OF ANY DEFECT IN THE PRODUCT OR IN ANY CORRECTION OR ALTERATION THEREOF MADE OR FURNISHED BY US OR OTHERS. OUR MAXIMUM LIABILITY UNDER THIS WARRANTY SHALL BE THE PURCHASE PRICE PAID TO US WITH RESPECT TO THE GARAGE DOOR TO WHICH SUCH WARRANTY IS CLAIMED. THE LIMITATION OF LIABILITY PROVISIONS HEREIN SHALL APPLY TO ANY AND ALL CLAIMS OR SUITS BROUGHT AGAINST US, INCLUDING ANY CLAIM BASED UPON NEGLIGENCE, BREACH OF CONTRACT, BREACH OF WARRANTY, STRICT LIABILITY OR ANY OTHER THEORIES UPON WHICH LIABILITY MAY BE ASSERTED AGAINST US.

This warranty constitutes our entire and exclusive warranty as to the Replacement Parts and is the sole and exclusive remedy for product defects in material and workmanship. We do not assume (and have not authorized any other person to assume on its behalf) any other warranty or liability in connection with any product covered by this warranty. WE MAKE NO OTHER WARRANTIES, REPRESENTATIONS OR COVENANTS, EXPRESS OR IMPLIED, WITH RESPECT TO THIS PRODUCT, INCLUDING BUT NOT LIMITED TO WARRANTIES, REPRESENTATIONS OR COVENANTS AS TO WORKMANSHIP, DESIGN, CAPACITY, QUALITY, CONDITION, MERCHANTABILITY OR FITNESS FOR ANY PURPOSE OF THE PRODUCT, EXCEPT FOR ANY "IMPLIED WARRANTY" AS THAT TERM IS DEFINED IN THE MAGNUSON-MOSS WARRANTY-FEDERAL TRADE COMMISSION IMPROVEMENT ACT, SUCH IMPLIED WARRANTIES TO BE LIMITED IN DURATION TO A PERIOD OF ONE YEAR FROM THE DATE OF PURCHASE.

This warranty gives you specific legal rights, and you may also have other rights that vary from state to state.



©2018 Clopay Building Products Company, Inc., a Griffon company.

AV1-R04-0618

